



LED LIGHTING
PRODUCT CATALOGUE

 **Verbatim**[®]
Technology you can trust

THE KAITEKI COMPANY Mitsubishi Chemical Holdings Group



CONTENTS

Introduction	4
Mitsubishi Technology - Materials	5
Mitsubishi Expertise	6
Retrofit Lamps	8
Classic A	8
Candle	10
Globe & Mini Globe	11
PAR16	12
MR16	14
Bi-Pin & R7s	16
PAR30	17
PAR38	18
AR111	19
LED T8 Tubes	20
Luminaires	21
Batten Luminaires	22
Recessed Downlights	24
Recessed Spotlights	26
LED Panels	28
LED Track Lights	30
Photometric Diagrams	34
Downlight Fittings	40
LED Transformer	41
Velve OLED Lighting	42
Packaging Guide	44
Marketing Tools	45
Mitsubishi Lighting Material History	46
Notes	47



INTRODUCTION

VERBATIM - TECHNOLOGY YOU CAN TRUST

For 45 years, the Verbatim brand has been at the forefront of the evolution in data storage technology and remains one of the most recognizable and respected names in the industry.

The company has a strong reputation as a trusted global supplier, providing quality products backed up by fast and reliable service.

MITSUBISHI BACKING

In entering the lighting industry, Verbatim has been able to marry Mitsubishi Chemical's 50 years of expertise developing lighting materials with its own experience in bringing technological products to marketing volume. *It's a powerful combination.*

QUALITY CONTROL

Verbatim and Mitsubishi's demanding quality control during the manufacturing process guarantees first-class products. The company delivers products and services that exceed customer expectations by leveraging its technology leadership, marketing expertise, and state-of-the-art distribution capabilities.

GLOBAL NETWORK DISTRIBUTION

Our operation is truly worldwide with offices, R&D, manufacturing and warehousing facilities spanning the globe. In EMEA, our sales and marketing offices are located in or close to the key cities of London, Frankfurt, Milan, Paris, Copenhagen, Johannesburg, Moscow and Amsterdam.

EMEA WAREHOUSING AND OPERATION

In Europe, we operate out of our state-of-the-art central warehouse in Osnabruck, Germany, which has excellent rail, road, river and sea access. We also have a dedicated warehouse in Johannesburg which services the Sub-Saharan African region.

FREE OF CHARGE HOTLINE SERVICE SUPPORT

To maintain and deliver our promise of guaranteed customer satisfaction, we offer free of charge hotline service support.



Phosphors

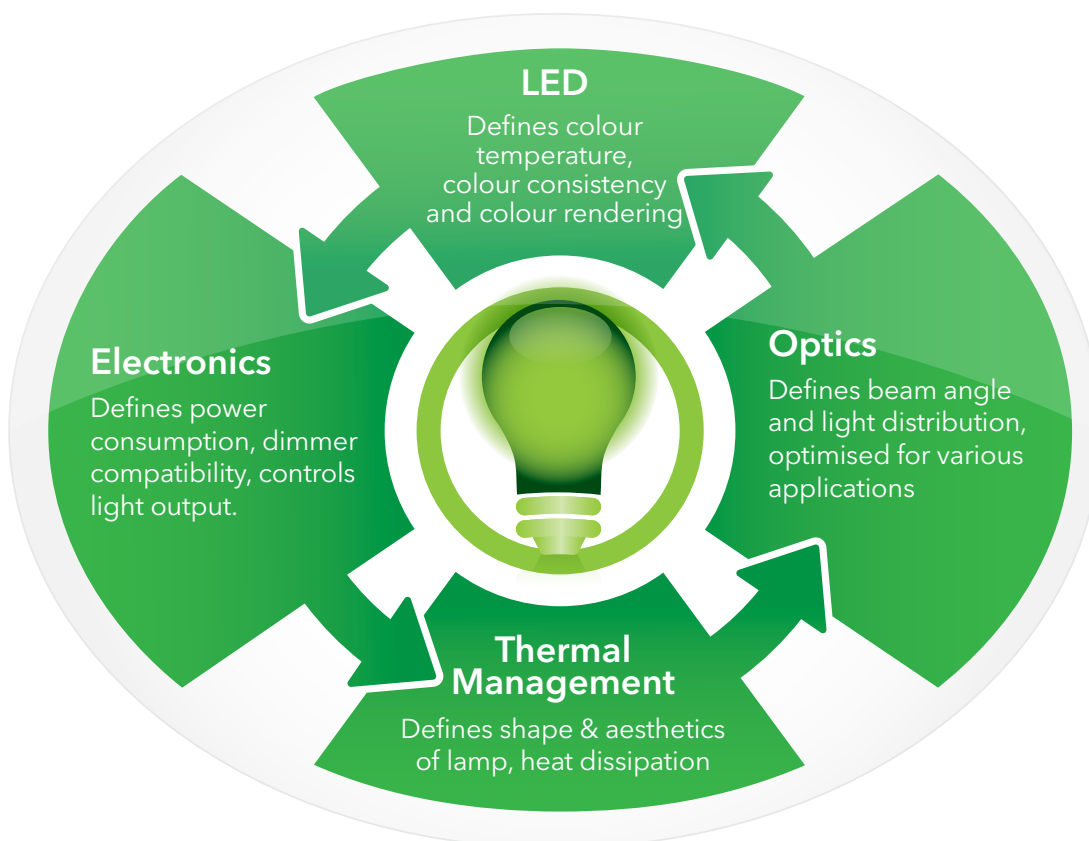


Encapsulant

MITSUBISHI TECHNOLOGY - MATERIALS

Mitsubishi Chemical is a world-leading supplier of phosphor to the global lighting industry. Phosphors play a key role in converting blue LED light to the natural white light that humans enjoy. The quality of the phosphors is crucial in ensuring that the colours do not degrade over time which could result in serious decline in the white light output.

Furthermore, Mitsubishi’s experience and understanding of the four key technical elements of an LED bulb - electronics, the LED, thermal management and optics - ensures that the products are highly optimised and deliver the best in class in terms of efficiency and performance.



DICHROIC LED

Dichroic halogen lamps are very popular for applications such as track lighting, pendant fixtures and retail display lighting. They produce a unique lighting effect and allow infrared radiation to pass through the coating which also has the benefit of reducing the heating of illuminated objects.

Up until now, the LED industry has not been able to create anything that satisfactorily matches halogen dichroic's lamps in terms of their distinctive glitter/surround lighting effect. Verbatim's new dichroic LED delivers a high quality beam, and with no noticeable heatsink fits neatly into standard fixtures - so much so that its very difficult to tell the difference between it and its halogen relative (apart from an 80% energy saving of course)!

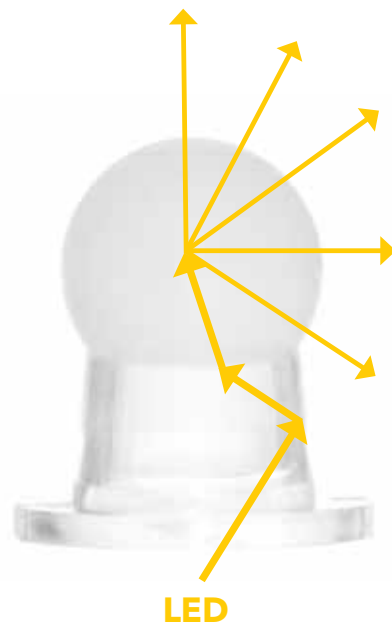


MIRAGEBALL OPTICS

A problem with many LED non-directional wide beam lamps is that the light output is not uniform which results in shadows or rings. Mitsubishi has created the Mirageball optic lens, using a two-colour molding process, that delivers a very even and wide angled light that is perfect for floor lamps or wall sconces where uniformity is particularly important.



EVEN LIGHT DISTRIBUTION

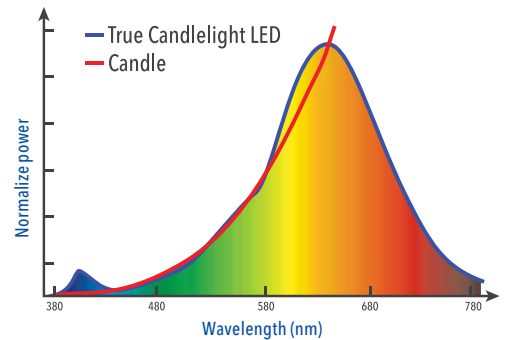




52243 - VxRGB Natural Vision Candle

REAL CANDLE FLAME

With a colour temperature of 1900K, Verbatim’s VxRGB Natural Vision LED candle lamp provides a warm candle-like glow that closely matches the spectrum of a real candle flame. Ideal for decorative chandeliers, wall sconces and table settings in hotels and restaurants where warm mood lighting is needed.



VxRGB TECHNOLOGY

Mitsubishi’s unique VxRGB technology uses violet light to excite the red, green and blue phosphors, producing unparalleled colour illumination with a much wider and richer spectrum than conventional LED light sources.



VxRGB Natural Vision LEDs, with their high CRI performance (>98), can more closely match other light sources such as halogen or incandescent light, making them ideal for applications such as jewellery and fashion stores, or art galleries and museums.

VxRGB Vivid Vision™ ‘high definition’ lighting provides high perceptual fidelity for special applications by helping to discriminate between even very close hues. Black, navy and dark blue are often difficult to identify under conventional halogen lighting, but is much easier to distinguish under VxRGB Vivid Vision™ lighting. It can also illuminate objects including typography in finer detail, make whites whiter and presents skin-tones more accurately.



52224

RETROFIT LAMPS

Verbatim's LED retrofit lamps provide a direct replacement to current incandescent and halogen lamps. They offer outstanding light performance for a wide range of applications, significantly reducing energy and maintenance costs.



HOME RANGE

A range of attractive LED lamps for the home designed to be sold through retail outlets

PERFORMANCE RANGE

LED lamps for the professional installer with a wide range of beam angles and colour temperatures to suit all applications.



CLASSIC A

Verbatim LED Classic A offers a direct replacement for conventional E27 and B22 incandescent lamps. The range includes lamps for home or professional installations and includes features such as dimmability, high lumen output, wide beam angles and IP65 rating for outdoor use.

APPLICATION

Suitable for a wide range of applications from creating a comfortable atmosphere at home or in hotel rooms to providing specialist outdoor lighting.

Go to www.verbatim.com for:

DIALux *Technical parameters and product data for direct project integration*



Photometric diagrams



Dimmer compatibility information



52600 / 52601 / 52626



52225 / 52227



52226 / 52228



52220



52612 / 52619



52322

PRODUCT NUMBER	ACTUAL WATTAGE (W)	EQUIVALENT WATTAGE (W)	LUMINOUS FLUX (lm)	LUMINOUS EFFICACY (lm/W)	BEAM ANGLE (°)	CCT (K)	LIFETIME (h)	DIMMABLE	ENERGY EFFICIENCY CLASS	DIMENSIONS (L x D (mm))	PRODUCT WEIGHT (g)	MOQ
HOME RANGE												
SOCKET: E27			VOLTAGE: 220 - 240V				CRI: ≥80					
52600	6	40	480	80	220	2700	20,000	No	A+	110 x 60	76	4
52601	9	60	810	90	220	2700	20,000	No	A+	110 x 60	76	4
52626	9	63	850	94.4	220	4000	20,000	No	A+	110 x 60	76	4
SOCKET: B22			VOLTAGE: 220 - 240V				CRI: ≥80					
52619	6	40	480	80	220	2700	20,000	No	A+	115.5 x 60	76	4
52612	9	60	810	90	220	2700	20,000	No	A+	115.5 x 60	76	4
PERFORMANCE RANGE												
SOCKET: E27			VOLTAGE: 220 - 240V				CRI: ≥80					
52220	7.5	40	480	64	220	2700	40,000	Yes	A	122 x 60	135	6
52225	7.7	42	500	65	220	2700	40,000	Yes	A+	119 x 60	126	4
52322	8.8	41	490	56	230	2500	15,000	Yes	A	112 x 60	124	6
52227	10.5	60	806	77	240	2700	25,000	Yes	A+	119 x 60	162	4
SOCKET: B22			VOLTAGE: 220 - 240V				CRI: ≥80					
52226	7.7	42	500	65	220	2700	40,000	Yes	A+	117 x 60	126	4
52228	10.5	60	806	77	240	2700	25,000	Yes	A+	117 x 60	162	4

INDOOR & OUTDOOR

IP65



CANDLE

A range of candle lamps that offer a similar ambience to incandescent light sources, delivering beautiful and sparkling warm white light.

For those special locations, the VxRGB Natural Vision Candle delivers a unique candle-like glow that closely matches the spectrum of a real flame.

APPLICATION

For chandeliers, wall sconces and other decorative fixtures in homes, hotels or restaurants.

Go to www.verbatim.com for:

DIALux *Technical parameters and product data for direct project integration*



Photometric diagrams



Dimmer compatibility information



52243



52602



52603 / 52604



52623

PRODUCT NUMBER	ACTUAL WATTAGE (W)	EQUIVALENT WATTAGE (W)	LUMINOUS FLUX (lm)	LUMINOUS EFFICACY (lm/W)	CCT (K)	LIFETIME (h)	DIMMABLE	ENERGY EFFICIENCY CLASS	DIMENSIONS (L x D (mm))	PRODUCT WEIGHT (g)	MOQ
HOME RANGE											
SOCKET: E14			VOLTAGE: 220 - 240V				CRI: ≥80				
52603	4.5	25	250	55.6	2700	20,000	No	A+	103.2 x 36.5	48	4
52602	4.5	31	350	77.8	2700	20,000	No	A+	103.2 x 36.5	45	4
52604	5.5	30	330	60	2700	15,000	No	A+	103.2 x 36.5	62	4
SOCKET: B22			VOLTAGE: 220 - 240V				CRI: ≥80				
52623	4.5	25	250	55.6	2700	20,000	No	A+	100 x 36.5	45	4
PERFORMANCE RANGE											
SOCKET: E14			VOLTAGE: 220 - 240V				CRI: ≥85				
52243	2.5	-	50	20	1900	25,000	No	B	101 x 38	52	10



GLOBE & MINI GLOBE

The Verbatim LED Globe and Mini Globe range provides a direct replacement for E27 or E14 lamps. They deliver an incandescent-like light with energy savings of up to 85%.

APPLICATION

Suitable for a variety of general lighting applications such as restaurants, hotels, homes and decorative fixtures such as pendant lamps.

Go to www.verbatim.com for:

DIALux Technical parameters and product data for direct project integration



Photometric diagrams



Dimmer compatibility information



52610 / 52611



52615



52605 / 52617



52614



52606 / 52616

PRODUCT NUMBER	ACTUAL WATTAGE (W)	EQUIVALENT WATTAGE (W)	LUMINOUS FLUX (lm)	LUMINOUS EFFICACY (lm/W)	CCT (K)	LIFETIME (h)	DIMMABLE	ENERGY EFFICIENCY CLASS	DIMENSIONS (L x D (mm))	PRODUCT WEIGHT (g)	MOQ
HOME RANGE											
GLOBE		SOCKET: E27		VOLTAGE: 220 - 240V				CRI: ≥80			
52610	7	40	470	67.1	2700	20,000	Yes	A+	128.5 x 95	146.5	10
52611	10	60	810	81	2700	20,000	Yes	A+	128.5 x 95	147.5	10
MINI GLOBE		SOCKET: E14		VOLTAGE: 220 - 240V				CRI: ≥80			
52615	3.5	25	250	71.4	2700	20,000	No	A+	80 x 45	50	4
52617	4.5	25	250	55.6	2700	20,000	No	A+	80 x 45	50	4
52605	5.5	30	330	60	2700	15,000	No	A+	80 x 45	58	4
MINI GLOBE		SOCKET: E27		VOLTAGE: 220 - 240V				CRI: ≥80			
52614	3.5	25	250	71.4	2700	20,000	No	A+	74.5 x 45	50	4
52616	4.5	25	250	55.6	2700	20,000	No	A+	74.5 x 45	50	4
52606	5.5	30	330	60	2700	15,000	No	A+	74.5 x 45	59.5	4



PAR16

The spot PAR16 is a great replacement for standard high voltage halogen lamps. It is energy efficient and has a built-in temperature management control system that guarantees long lifetime. Verbatim LED spot PAR16 saves up to 91% energy.

APPLICATION

Ideal for spotlighting and general lighting in public areas such as reception, corridors, lobbies, conference room and other areas where the light is used for long periods of time.

COLOUR TEMPERATURES

Warm white (2700K, 3000K) and neutral white (4000K) colour temperatures available.

UNIQUE FEATURES

Powerful lumen output delivering up to 660 useful lumens. Unique Mitsubishi designed heat-sink facilitates air flow cooling function ensuring effective thermal management. Our sophisticated diamond cut optics gives these lamps the highly desired halogen effect with a fine beam control and minimal glare. Long life span up to 50,000 hours. High energy efficiency class A+ and A++.

Go to www.verbatim.com for:

DIALux *Technical parameters and product data for direct project integration*



Photometric diagrams



Dimmer compatibility information



52137



52607 / 52608



52504



52306 / 52307 / 52308 / 52309 /
52310 / 52311 / 52312 / 52313 / 52314
/ 52315 / 52323 / 52324

PRODUCT NUMBER	ACTUAL WATTAGE (W)	EQUIVALENT WATTAGE (W)	LUMEN (lm)	USEFUL LUMEN 90° CONE (lm)	LUMINOUS EFFICACY (lm/W)	LUMINOUS INTENSITY (cd)	BEAM ANGLE (°)	CCT (K)	LIFETIME (h)	DIMMABLE	ENERGY EFFICIENCY CLASS	DIMENSIONS (L x D (mm))	PRODUCT WEIGHT (g)	MOQ
HOME RANGE														
PAR16		SOCKET: GU10			VOLTAGE: 220 - 240V				CRI: ≥80					
52137	4	27	200	160	50	750	20	3000	30,000	No	A	57.2 x 50	73	4
52607	4	38	250	250	62.5	650	35	2700	20,000	No	A+	55.3 x 49.8	56	4
52608	5	51	350	350	70	750	35	2700	20,000	No	A+	55.3 x 49.8	57	4
PERFORMANCE RANGE														
PAR16		SOCKET: GU10			VOLTAGE: 220 - 240V				CRI: ≥80					
52504	4	38	300	250	75	480	35	3000	25,000	No	A+	57 x 50	48	10
52323	4	44	320	300	80	740	35	2700	50,000	Yes	A++	56 x 50	55	10
52324	4	47	340	320	85	770	35	3000	50,000	Yes	A++	56 x 50	55	10
52312	6	57	420	400	70	1000	35	2700	40,000	Yes	A+	56 x 50	55	10
52306	6	61	450	430	75	1100	35	3000	40,000	No	A+	56 x 50	55	10
52307	6	61	450	430	75	1100	35	3000	40,000	Yes	A+	56 x 50	55	10
52314	6	64	470	450	78	1170	35	4000	40,000	No	A+	56 x 50	55	10
52308	6	64	470	450	78	1170	35	4000	40,000	Yes	A+	56 x 50	55	10
52313	8.5	82	620	590	73	1180	35	2700	30,000	Yes	A+	56 x 50	55	10
52309	8.5	86	650	620	76	1250	35	3000	30,000	No	A+	56 x 50	55	10
52310	8.5	86	650	620	76	1250	35	3000	30,000	Yes	A+	56 x 50	55	10
52315	8.5	91	690	660	81	1340	35	4000	30,000	No	A+	56 x 50	55	10
52311	8.5	91	690	660	81	1340	35	4000	30,000	Yes	A+	56 x 50	55	10



MR16

12 volt MR16 LED bulbs with two pin push-fit GU5.3 connectors which directly replace standard MR16 halogen lamps. They are available in multiple beam angle and colour temperature options to provide the desired atmosphere.

Verbatim VxRGB MR16 provides unsurpassed premium lighting for specialist applications. The Vivid Vision MR16 provides 'high definition' lighting that accentuates the colours and fidelity of highlighted objects.

APPLICATION

Ideal for spotlighting and general lighting in public areas such as restaurants, reception, corridors, lobbies, conference room and other areas where the light is used for long periods of time.

COLOUR TEMPERATURES

A range of colour temperatures available from warm white (2700K) to cold white (6500K).

UNIQUE FEATURES

Powerful lumen output delivering up to 660 useful lumens. Unique Mitsubishi designed heat-sink facilitates air flow cooling function ensuring effective thermal management. Our sophisticated diamond cut optics gives these lamps the highly desired halogen effect with a fine beam control and minimal glare. Long life span up to 40,000 hours. High energy efficiency class A+.

Go to www.verbatim.com for:

DIALux *Technical parameters and product data for direct project integration*



Photometric diagrams



Dimmer compatibility information



52503



52609 / 52618



52316 / 52317 /
52318 / 52321



52224 / 52245 /
52500

PRODUCT NUMBER	ACTUAL WATTAGE (W)	EQUIVALENT WATTAGE (W)	LUMEN (lm)	USEFUL LUMEN 90° CONE (lm)	LUMINOUS EFFICACY (lm/W)	LUMINOUS INTENSITY (cd)	BEAM ANGLE (°)	CCT (K)	LIFETIME (h)	DIMMABLE	ENERGY EFFICIENCY CLASS	DIMENSIONS (L x D (mm))	PRODUCT WEIGHT (g)	MOQ
HOME RANGE														
MR16		SOCKET: GU5.3			VOLTAGE: 12V AC/DC				CRI: ≥80					
52618	4.5	20	250	210	55.6	650	35	2700	20,000	No	A	49.8 x 49.8	48	4
52609	5.5	35	350	350	63.6	750	35	2700	20,000	No	A+	49.8 x 49.8	48	4
PERFORMANCE RANGE														
MR16		SOCKET: GU5.3			VOLTAGE: 12V AC/DC				CRI: ≥80					
52503	3.7	25	300	250	81	480	35	3000	25,000	No	A+	50 x 50	39	10
52316	5.5	38	420	400	76	1000	35	2700	40,000	Yes	A+	48.6 x 50	40	10
52317	5.5	40	450	430	82	1100	35	3000	40,000	Yes	A+	48.6 x 50	40	10
52318	5.5	41	470	450	85	1170	35	4000	40,000	Yes	A+	48.6 x 50	40	10
52245	6.5	16	180	170	28	570	25	2950	25,000	Yes	A	50 x 50	48	10
52500	6.5	16	190	170	26	570	25	6500	25,000	Yes	A	50 x 50	48	10
52224	6.5	14	180	155	28	300	36	2900	25,000	Yes	A	50 x 50	50	10
52321	8	52	690	660	86	1340	35	4000	30,000	No	A+	48.6 x 50	40	10





BI PIN

Verbatim LED G4 Capsules and Buttons and Verbatim MR11 GU4 lamps provide replacement lighting for low voltage bi-pin and halogen bulbs.

APPLICATION

Suitable for accent lighting, desk lamps, vanity and cabinet lighting, exhibitions, retail stores, boats, caravans and places where space is limited.



R7s

Verbatim R7s (double-ended) lamps offer an ideal replacement for halogen linear lamps.

APPLICATION

Installed in a proper light fixture, it is suitable for flood lights, landscape lights and even for some decorative lights.



52143



52145




52620



52622



52144



52621

PRODUCT NUMBER	ACTUAL WATTAGE (W)	EQUIVALENT WATTAGE (W)	LUMINOUS FLUX (lm)	LUMINOUS EFFICACY (lm/W)	BEAM ANGLE (°)	CCT (K)	LIFETIME (h)	DIMMABLE	ENERGY EFFICIENCY CLASS	DIMENSIONS (L x D (mm))	PRODUCT WEIGHT (g)	MOQ
HOME RANGE												
BI PIN		SOCKET: G4		VOLTAGE: 12V AC/DC				CRI: ≥80				
52143	1	10W	80	80	100	2700	25,000	No	A++	41 x 13.8	8	10
52145	1.5	10W	85	57	110	2700	40,000	No	A+	36 x 29	6	10
52620	2.3	17	160	70	150	2700	40,000	No	A+	38 x 19	12	10
BI PIN		SOCKET: G9		VOLTAGE: 220-240V				CRI: ≥80				
52622	2	17	160	74	100	2700	20,000	No	A++	48 x 19	13	10
MR11		SOCKET: GU4		VOLTAGE: 12V AC/DC				CRI: ≥80				
52144	2	Up to 15W	90	45	35	2700	25,000	No	A+	41 x 35	18	6
R7s		SOCKET: R7s		VOLTAGE: 220-240V				CRI: ≥80				
52621	8.5	50	650	80	110	3000	20,000	No	A+	118 x 48	105	6



PAR30

This energy saving alternative for public area lighting is an ideal replacement for halogen or incandescent PAR lamps. It is dimmable and provides good colour rendering.

APPLICATION

Ideal for use in public areas such as lobbies, corridors, stairwells and shops where the light is used for long periods of time.



Go to www.verbatim.com for:

DIALux Technical parameters and product data for direct project integration



Photometric diagrams



Dimmer compatibility information



52624



52042

PRODUCT NUMBER	ACTUAL WATTAGE (W)	EQUIVALENT WATTAGE (W)	LUMEN (lm)	USEFUL LUMEN 90° CONE (lm)	LUMINOUS EFFICACY (lm/W)	LUMINOUS INTENSITY (cd)	BEAM ANGLE (°)	CCT (K)	LIFETIME (h)	DIMMABLE	ENERGY EFFICIENCY CLASS	DIMENSIONS (L x D (mm))	PRODUCT WEIGHT (g)	MOQ
HOME RANGE														
PAR30	SOCKET: E27		VOLTAGE: 220 - 240V			CRI: ≥80								
52624	12	85	800	720	66.7	2200	35	2700	20,000	No	A	114 x 95	440	10
PERFORMANCE RANGE														
PAR30	SOCKET: E27		VOLTAGE: 220 - 240V			CRI: ≥95								
52042	14.5	71	680	600	41	1300	30	4000	25,000	Yes	A	90.2 x 90.8	300	6





PAR38

The Verbatim PAR38 is an energy saving alternative for public area lighting replacing halogen or incandescent PAR lamps.

APPLICATION

Ideal for general lighting and spotlighting in public areas such as lobbies, corridors, stairwells and shops where the light is used for long periods of time.



52625

PRODUCT NUMBER	ACTUAL WATTAGE (W)	EQUIVALENT WATTAGE (W)	LUMEN (lm)	USEFUL LUMEN 90° CONE (lm)	LUMINOUS EFFICACY (lm/W)	LUMINOUS INTENSITY (cd)	BEAM ANGLE (°)	CCT (K)	LIFETIME (h)	DIMMABLE	ENERGY EFFICIENCY CLASS	DIMENSIONS (L x D (mm))	PRODUCT WEIGHT (g)	MOQ
HOME RANGE														
PAR38	SOCKET: E27			VOLTAGE: 220 - 240V			CRI: ≥80							
52625	15	116	1050	1000	70	3000	35	2700	20,000	No	A	133 x 121	706	10



AR111

Verbatim LED AR111 is a perfect replacement for traditional AR111 halogen lamps. Its unique design mimics the lighting effect of the traditional halogen version by directing the light emitted back into the reflector. This also minimises glare.

APPLICATION

Ideal for general lighting and spotlighting in public areas such as lobbies, corridors, stairwells and shops where the light is used for long periods of time.

Go to www.verbatim.com for:

DIALux Technical parameters and product data for direct project integration



Photometric diagrams



Dimmer compatibility information



52326 / 52327 / 52328

PRODUCT NUMBER	ACTUAL WATTAGE (W)	EQUIVALENT WATTAGE (W)	LUMEN (lm)	USEFUL LUMEN 90° CONE (lm)	LUMINOUS EFFICACY (lm/W)	LUMINOUS INTENSITY (cd)	BEAM ANGLE (°)	CCT (K)	LIFETIME (h)	DIMMABLE	ENERGY EFFICIENCY CLASS	DIMENSIONS (L x D (mm))	PRODUCT WEIGHT (g)	MOQ
PERFORMANCE RANGE														
AR111	SOCKET: G53			VOLTAGE: 12V AC/DC			CRI: ≥80							
52326	10.5	70	700	680	67	1700	25	2700	40,000	Yes	A	57 x 111	100	1
52327	10.5	72	720	700	69	1800	25	3000	40,000	Yes	A	57 x 111	100	1
52328	10.5	76	750	740	71	1900	25	4000	40,000	Yes	A	57 x 111	100	1

An LED compatible electronic transformer is also available - please refer to page 41



LED T8 TUBES

Verbatim LED T8 tubes are a mercury-free and instant-on alternative for fluorescent tubes in T8 fixtures with conventional control gear. Available in three different colour temperatures, they provide high energy savings with a long lifetime. Including replacement starter.

APPLICATION:

Ideal for general lighting in car parks, garages, offices, workshops and warehouses.

Go to www.verbatim.com for:

DIALux Technical parameters and product data for direct project integration



Photometric diagrams



Dimmer compatibility information



52700 / 52701 / 52702 / 52703 / 52704 / 52705



52706 / 52707 / 52708 / 52709 / 52710 / 52711


PRODUCT NUMBER	WATTAGE (W)	LUMINOUS FLUX (lm)	BASE	CCT (K)	BEAM ANGLE (°)	DIAMETER (mm)	LENGTH (mm)	ENERGY EFFICIENCY CLASS	LIFETIME (h)	DIMMABLE	PRODUCT WEIGHT (g)	MOQ
PERFORMANCE RANGE												
LED T8 TUBES												
VOLTAGE: 220 - 240V												
CRI: ≥80												
52700	22	1900	G13	3000	120	28 x 32	1213	A+	40,000	No	350	10
52701	22	1950	G13	4000	120	28 x 32	1213	A+	40,000	No	350	10
52702	22	2000	G13	6500	120	28 x 32	1213	A+	40,000	No	350	10
52703	28	2400	G13	3000	120	28 x 32	1513	A+	40,000	No	420	10
52704	28	2500	G13	4000	120	28 x 32	1513	A+	40,000	No	420	10
52705	28	2600	G13	6500	120	28 x 32	1513	A+	40,000	No	420	10
52706	18	2200	G13	3000	130	28	1212	A++	50,000	No	270	4
52707	18	2300	G13	4000	130	28	1212	A++	50,000	No	270	4
52708	18	2300	G13	6500	130	28	1212	A++	50,000	No	270	4
52709	23	2800	G13	3000	130	28	1513	A++	50,000	No	350	4
52710	23	2950	G13	4000	130	28	1513	A++	50,000	No	350	4
52711	23	2950	G13	6500	130	28	1513	A++	50,000	No	350	4



LUMINAIRES

LUMINAIRE INTRODUCTION

Verbatim LED luminaires are suitable for a broad range of professional lighting applications spanning from hotels and restaurants to offices, retail stores and warehouses. Ideal for new lighting installations or upgrade projects, Verbatim's attractive luminaires offer fast and easy fitting with compact housing dimensions and visual comfort. Customers also benefit from improved thermal management and higher lumen output compared to pairing fixtures with lamps separately.



LED BATTEN LUMINAIRES

Energy efficient alternative for batten luminaires with fluorescent tubes. Durable, maintenance-free and reliable. Verbatim LED batten luminaires offer a high-quality solution for general lighting in technical environments.

Available for both indoor and outdoor use, these luminaires can be used in many different applications. Recommended for use with Verbatim LED T8 tubes.

The IP65 batten luminaires provides protection against moisture and dust while also impressing with an aesthetic design and excellent functionality. They can be mounted directly on the ceiling or suspended with the corresponding chain suspension.

For easy handling, these LED batten luminaires are also available as a kit, bundled with Verbatim LED T8 tubes in 4000K.

APPLICATION:

A direct replacement for batten luminaires with fluorescent tubes. For general lighting in car parks, garages, sports areas, workshops and warehouses.



Go to www.verbatim.com for:

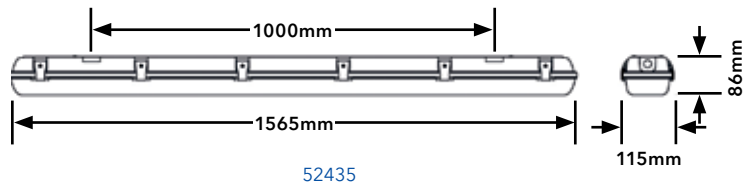
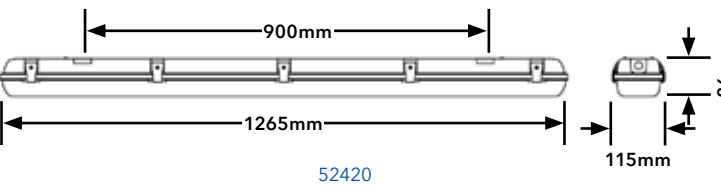
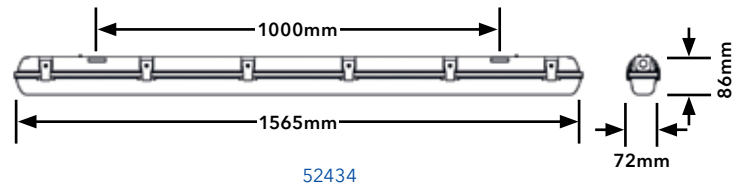
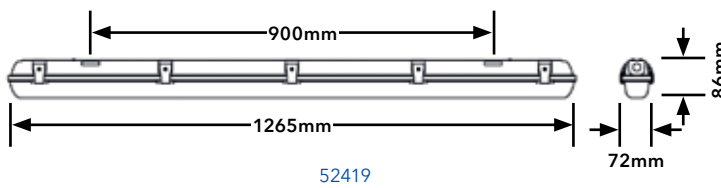
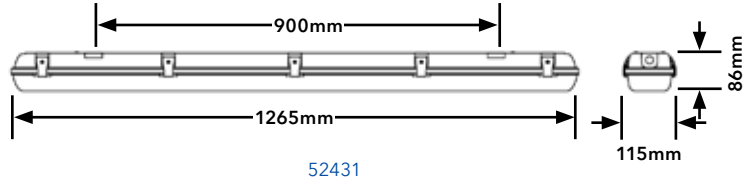
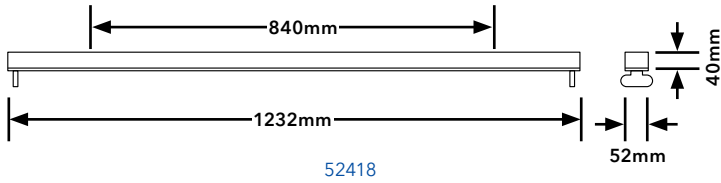
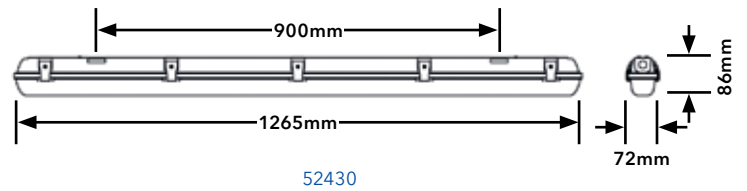
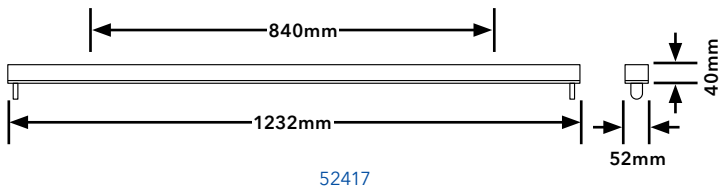
DIALux *Technical parameters and product data for direct project integration*



Photometric diagrams



Dimmer compatibility information



PRODUCT NUMBER	WATTAGE (W)	LUMINOUS FLUX (lm)	BASE	CCT (K)	DIMENSIONS (mm)	SAFETY CLASS	PROTECTION CLASS	LIFETIME (h)	DIMMABLE	PRODUCT WEIGHT (g)	MOQ
LED BATTEN LUMINAIRES WITH LED T8 TUBES											
VOLTAGE: 220 - 240V											
52417	22	1950	G13	4000	40 x 52 x 1232	Class I	IP20	40,000	No	1215	4
52418	44	3800	G13	4000	40 x 52 x 1232	Class I	IP20	40,000	No	1730	4
52419	22	1700	G13	4000	86 x 72 x 1265	Class I	IP65	40,000	No	1540	4
52420	44	3100	G13	4000	86 x 115 x 1265	Class I	IP65	40,000	No	2450	4



PRODUCT NUMBER	BASE	FITTING	DIMENSIONS (mm)	SAFETY CLASS	PROTECTION CLASS	PRODUCT WEIGHT (g)	MOQ
LED BATTEN LUMINAIRES WITHOUT LED T8 TUBES							
VOLTAGE: 220 - 240V							
52430	G13	Single	86 x 72 x 1265	Class I	IP65	1100	4
52431	G13	Twin	86 x 115 x 1265	Class I	IP65	1650	4
52434	G13	Single	86 x 72 x 1565	Class I	IP65	1650	4
52435	G13	Twin	86 x 115 x 1565	Class I	IP65	2150	4



Recommended for use with Verbatim LED T8 Tubes - please refer to page 20

ACCESSORIES

52905 - Chain suspension for Batten Luminaire IP65





RECESSED DOWNLIGHTS

LED recessed downlights for general lighting offer a uniform, homogeneous light distribution. Easy to integrate thanks to its four different diameters, compact dimensions and external power supply. White housing for discreet integration in ceilings.

Full metal housing guarantees perfect thermal management. 40 000 hours lifetime and excellent energy efficiency makes it a perfect replacement for downlights with compact fluorescent lamps.

Dimming options available with corresponding dimmable drivers.

APPLICATION

A direct replacement for downlights with compact fluorescent lamps. General lighting for corridors, offices, hotels and restaurants. Suitable for most suspended ceilings.

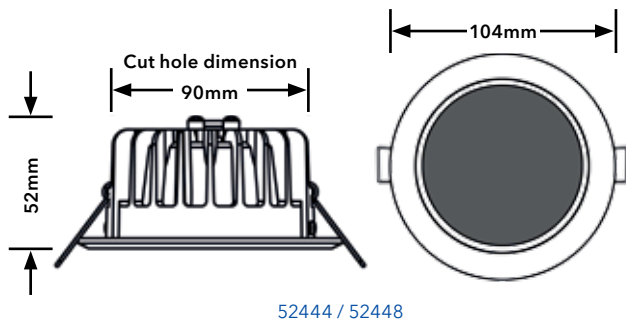


Go to www.verbatim.com for:

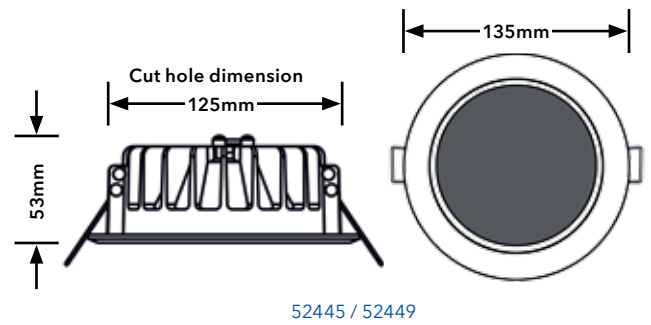
DIALux *Technical parameters and product data for direct project integration*

 *Photometric diagrams*

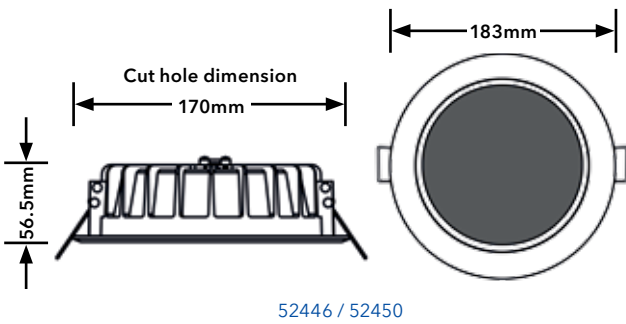
 *Dimmer compatibility information*



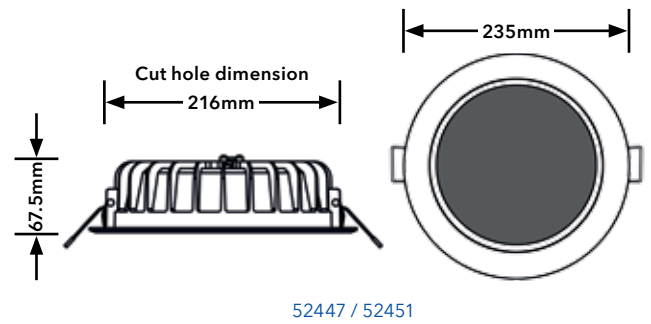
52444 / 52448



52445 / 52449



52446 / 52450



52447 / 52451

PRODUCT NUMBER	WATTAGE (W)	LUMINOUS FLUX (lm)	CCT (K)	HEIGHT (mm)	OUTER DIAMETER (mm)	INNER DIAMETER (mm)	LIFETIME (h)	DIMMABLE	PRODUCT WEIGHT (g)	MOQ
LED RECESSED DOWNLIGHTS										
				VOLTAGE: 220 - 240V			CRI: ≥80			
52444	11	800	3000	52	104	90	40,000	with driver 52912	174	4
52445	15	1200	3000	53	135	125	40,000	with driver 52913	286	4
52446	21	1800	3000	56.5	183	170	40,000	with driver 52914	476	4
52447	24	2050	3000	67.5	235	216	40,000	with driver 52915	796	4
52448	11	850	4000	52	104	90	40,000	with driver 52912	174	4
52449	15	1250	4000	53	135	125	40,000	with driver 52913	286	4
52450	21	1900	4000	56.5	183	170	40,000	with driver 52914	476	4
52451	24	2150	4000	67.5	235	216	40,000	with driver 52915	796	4

ACCESSORIES

Dimmable drivers for recessed downlights:

- 52912 - for 11W
- 52913 - for 15W
- 52914 - for 21W
- 52915 - for 24W





RECESSED SPOTLIGHTS

LED recessed spotlights for spot- or accent lighting are available with 25° and 40° beam angles with an adjustable LED head of 30° tilting angle. The diamond cut optics provide uniform, glare free light distribution.

Dimmable with most leading-edge dimmers. Easy to integrate thanks to its compact dimensions and external power supply. White or chrome coloured housing.

The warm white light and precise beam angles make it a perfect replacement for halogen spotlights.

APPLICATION

A direct replacement for halogen spotlights. For accent lighting in homes, reception areas, retail, offices and other areas. Suitable for most suspended ceilings.



Go to www.verbatim.com for:

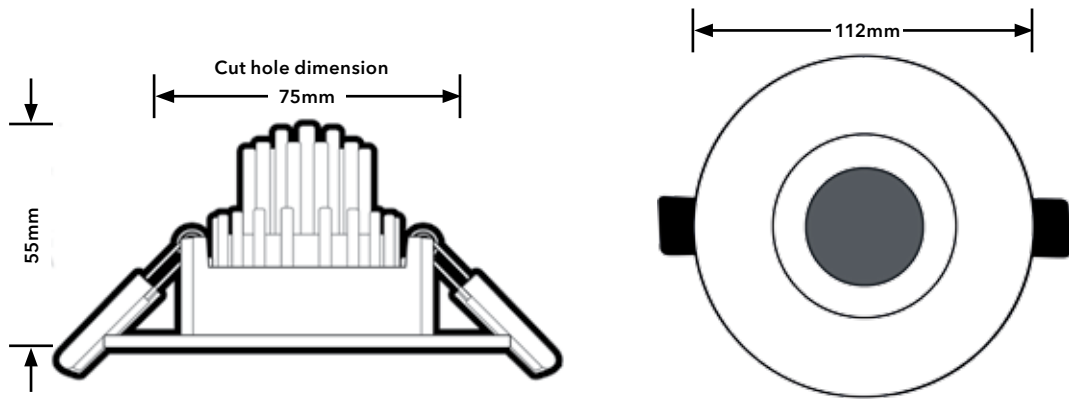
DIALux *Technical parameters and product data for direct project integration*



Photometric diagrams



Dimmer compatibility information



52404 / 52405 / 52406 / 52407

PRODUCT NUMBER	WATTAGE (W)	LUMINOUS FLUX (lm)	LUMINOUS INTENSITY (cd)	CCT (K)	BEAM ANGLE (°)	TILTING ANGLE (°)	HEIGHT (mm)	OUTER DIAMETER (mm)	INNER DIAMETER (mm)	HOUSING COLOUR	LIFETIME (h)	DIMMABLE	PRODUCT WEIGHT (g)	MOQ	
LED RECESSED SPOTLIGHTS		VOLTAGE: 220 - 240V					CRI: ≥ 80								
52404	12	720	3150	3000	25	30	55	112	75	White	30,000	Yes	360	4	
52405	12	710	1200	3000	40	30	55	112	75	White	30,000	Yes	360	4	
52406	12	720	3150	3000	25	30	55	112	75	Chrome	30,000	Yes	360	4	
52407	12	710	1200	3000	40	30	55	112	75	Chrome	30,000	Yes	360	4	



LED PANELS

Energy efficient, flicker-free LED Panels are specially designed for office or retail applications.

Available in two sizes with white housing for discreet integration into ceiling grids. It uses polycarbonate diffusers which pass the glow wire safety test at 850°C offering uniform light distribution and high lumen output.

Available with two different diffusers: a prismatic version to avoid uncomfortable glare in workspace areas (UGR<19) and a regular option for high lumen output in corridors and hallways.

50 000 hours lifetime and excellent energy efficiency makes it a perfect replacement for fluorescent lighting equivalents. They can be laid into gridded ceilings or suspended with the corresponding suspension kit.

APPLICATION

A direct replacement for panels with fluorescent tubes. For general lighting in offices, schools, universities and other workspaces. Suitable for most ceiling grids.



Go to www.verbatim.com for:

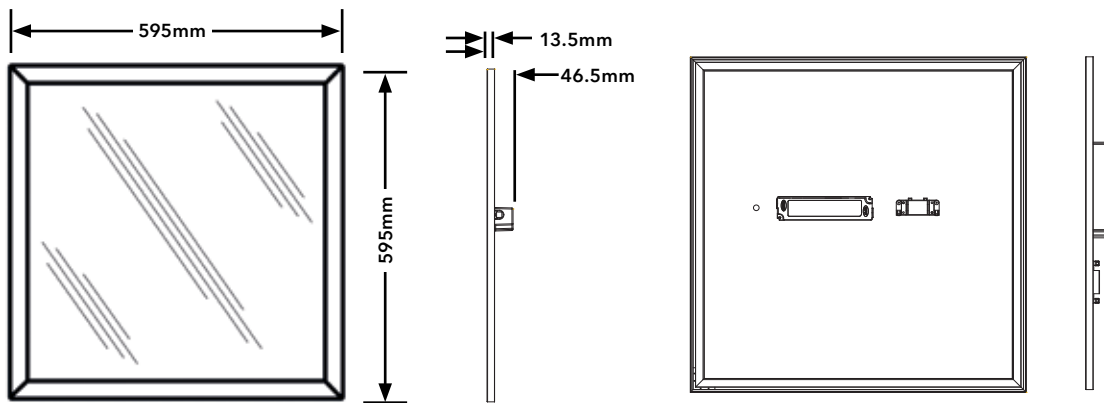
DIALux *Technical parameters and product data for direct project integration*



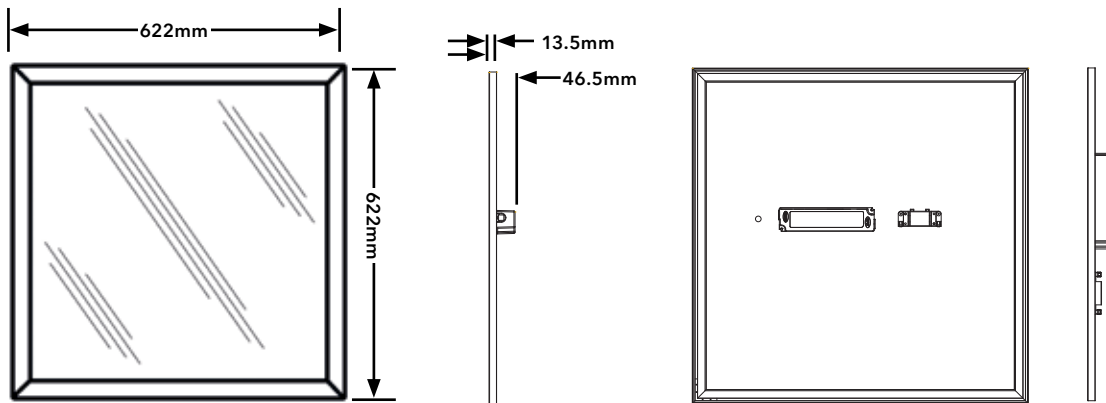
Photometric diagrams



Dimmer compatibility information



52440 / 52441



52442 / 52443

PRODUCT NUMBER	WATTAGE (W)	LUMINOUS FLUX (lm)	CCT (K)	UGR	DIMENSIONS L x W x H (mm)	HOUSING COLOUR	LIFETIME (h)	DIMMABLE	PRODUCT WEIGHT (g)	MOQ
LED PANELS		VOLTAGE: 100 - 240V			CRI: ≥80					
52440	45	4000	4000	>19	595 x 595 x 46.5	White	50,000	No	3750	2
52441	45	3800	4000	<19	595 x 595 x 46.5	White	50,000	No	3750	2
52442	45	4000	4000	>19	622 x 622 x 46.5	White	50,000	No	4300	2
52443	45	3800	4000	<19	622 x 622 x 46.5	White	50,000	No	4300	2

ACCESSORIES

52907 - Suspension Kit for LED Panels





LED TRACK LIGHTS

LED track lights for accent lighting offering maximum flexibility with 350° rotation and 180° tilting angle. Easy to integrate into track systems thanks to its GLOBAL pro track adaptor and compact dimensions.

Verbatim LED track lights feature different power ranges and colour temperatures for various applications. Available with a range of accessories for glare prevention and narrow beam angles.

35 000 hours lifetime and excellent energy efficiency makes it a perfect replacement for metal halide lighting equivalents.

APPLICATION

A direct replacement for track lights using metal halide lamps. For accent lighting in retail environments, museums and galleries. Suitable for GLOBAL pro track systems.



Go to www.verbatim.com for:

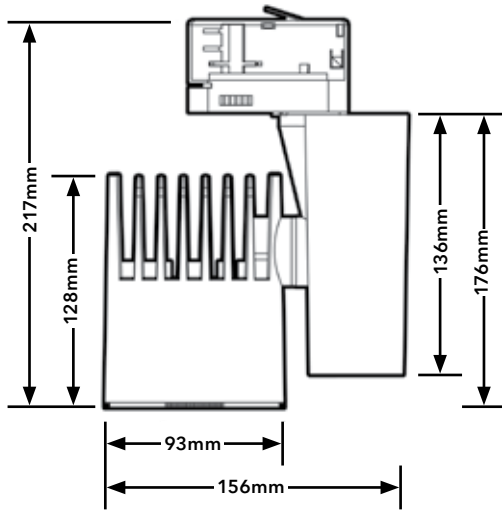
DIALux *Technical parameters and product data for direct project integration*



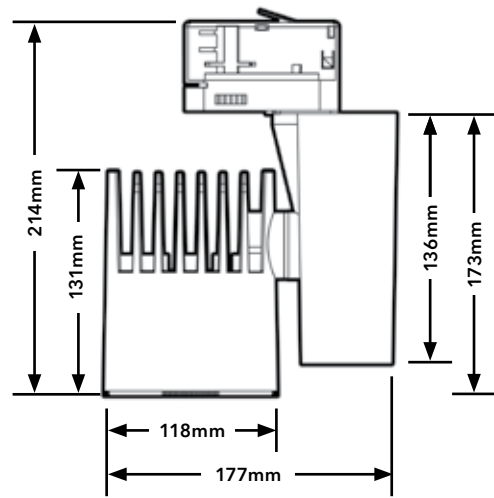
Photometric diagrams



Dimmer compatibility information



52436 / 52437



52438 / 52439

PRODUCT NUMBER	WATTAGE (W)	LUMINOUS FLUX (lm)	LUMINOUS INTENSITY (cd)	CCT (K)	BEAM ANGLE (°)	TILTING ANGLE (°)	DIMENSIONS L x W x H (mm)	HOUSING COLOUR *	LIFETIME (h)	DIMMABLE	PRODUCT WEIGHT (g)	MOQ
LED TRACK LIGHTS		VOLTAGE: 220 - 240V			CRI: ≥80							
52436	25	1750	3000	3000	40	180 / 350	115 x 156 x 217	White	35,000	No	1150	1
52437	25	1900	3300	4000	40	180 / 350	115 x 156 x 217	White	35,000	No	1150	1
52438	40	3000	6000	3000	40	180 / 350	118 x 177 x 214	White	35,000	No	1570	1
52439	40	3100	6500	4000	40	180 / 350	118 x 177 x 214	White	35,000	No	1570	1

* Black and silver housing available on request

ACCESSORIES

Spot reflectors 25° for LED Track lights:
52906 - for 25W, 52909 - for 40W

Honeycomb louver for LED Track lights:
52908 - for 25W, 52911 - for 40W





LED TRACK LIGHTS

LED track lights for accent lighting offering maximum flexibility with 350° rotation and 180° tilting angle. Easy to integrate into track systems thanks to its GLOBAL pro track adaptor and compact dimensions.

Verbatim LED track lights feature different power ranges and colour temperatures for various applications. Available with a range of accessories for glare prevention and narrow beam angles.

The appealing and discreet design makes it suitable for situations in which the luminaire should appear as unobtrusive as possible. 50 000 hours lifetime, excellent energy efficiency and dimming options makes it a far better alternative to metal halide lighting equivalents.

APPLICATION

A direct replacement for track lights using metal halide lamps. For accent lighting in retail environments, museums and galleries. Suitable for GLOBAL pro track systems.



Go to www.verbatim.com for:

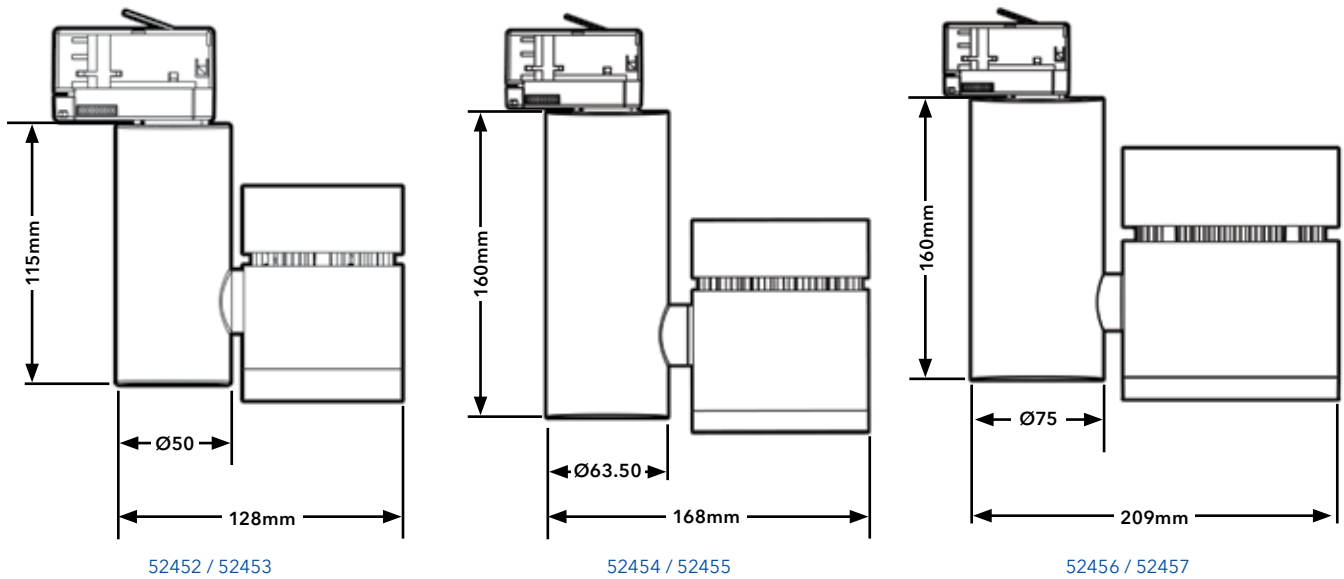
DIALux *Technical parameters and product data for direct project integration*



Photometric diagrams



Dimmer compatibility information



PRODUCT NUMBER	WATTAGE (W)	LUMINOUS FLUX (lm)	LUMINOUS INTENSITY (cd)	CCT (K)	BEAM ANGLE (°)	TILTING ANGLE (°)	DIMENSIONS L x W x H (mm)	HOUSING COLOUR *	LIFETIME (h)	DIMMABLE	PRODUCT WEIGHT (g)	MOQ
LED TRACK LIGHTS												
				VOLTAGE: 220 - 240V			CRI: ≥80					
52452	15	1200	2500	3000	40	180 / 350	152 x 86 x 128	White	50,000	Yes	640	1
52453	15	1300	2700	4000	40	180 / 350	152 x 86 x 128	White	50,000	Yes	640	1
52454	28	2400	6000	3000	40	180 / 350	199 x 112 x 168	White	50,000	Yes	1000	1
52455	28	2600	6500	4000	40	180 / 350	199 x 112 x 168	White	50,000	Yes	1000	1
52456	48	4100	7200	3000	40	180 / 350	197 x 143 x 209	White	50,000	Yes	1700	1
52457	48	4600	8200	4000	40	180 / 350	197 x 143 x 209	White	50,000	Yes	1700	1

* Black and silver housing available on request

ACCESSORIES

Spot reflectors 20° for LED Track lights:

52917 - for 15W, 52918 - for 28W, 52919 - for 48W

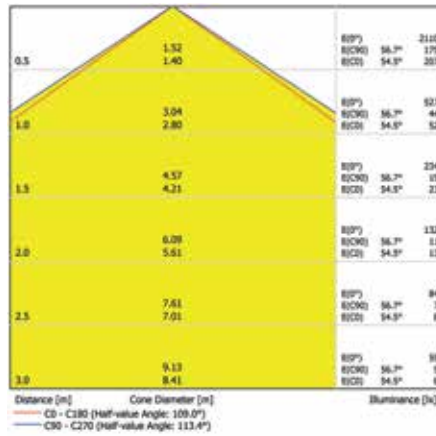
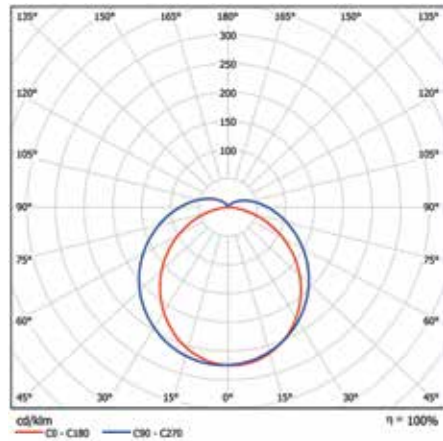
Anti-glare snoot for LED Track lights:

52920 - for 15W, 52921 - for 28W, 52922 - for 48W

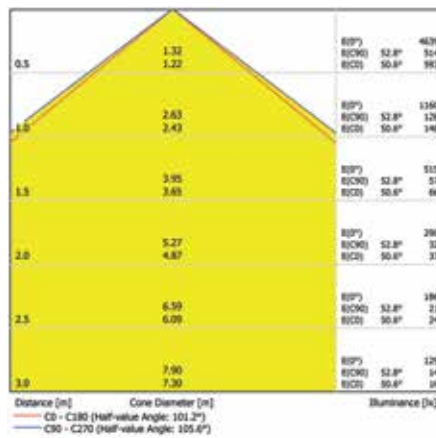
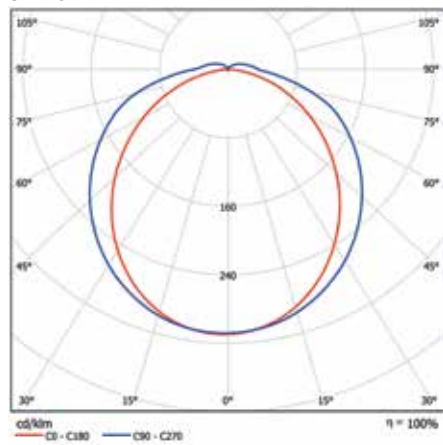


BATTEN LUMINAIRES

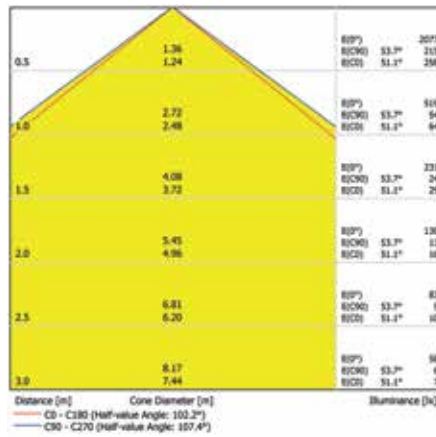
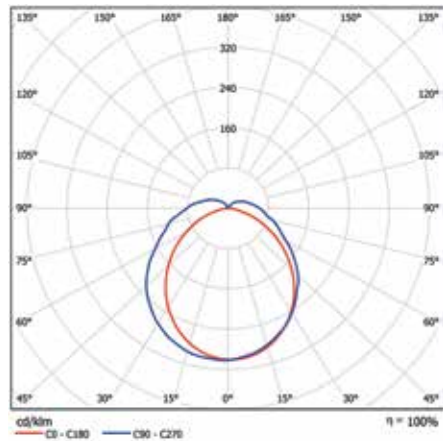
52417



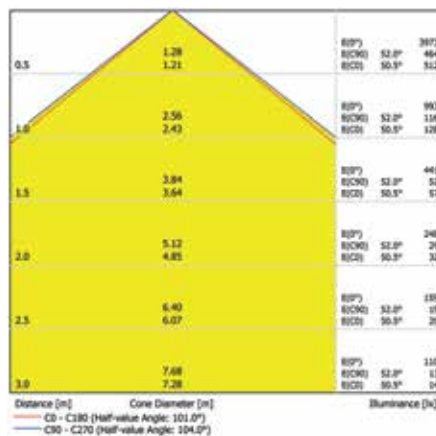
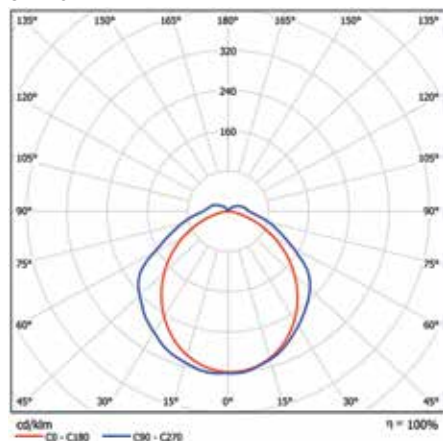
52418



52419

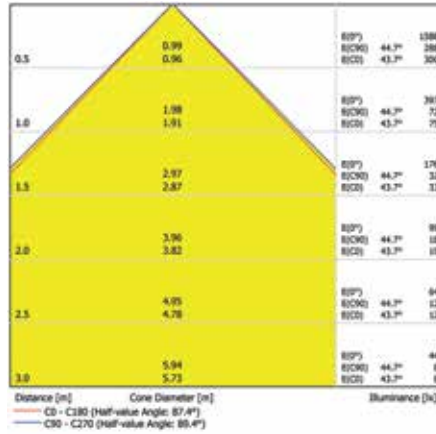
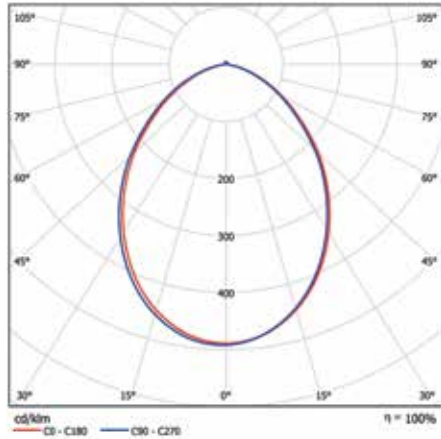


52420

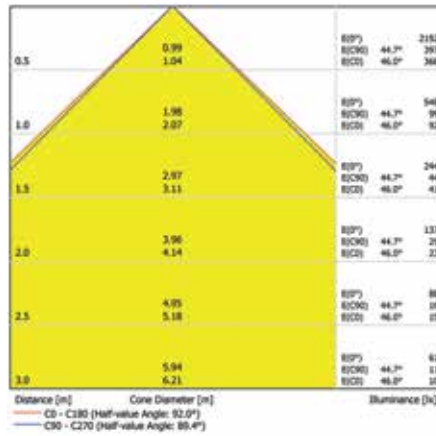
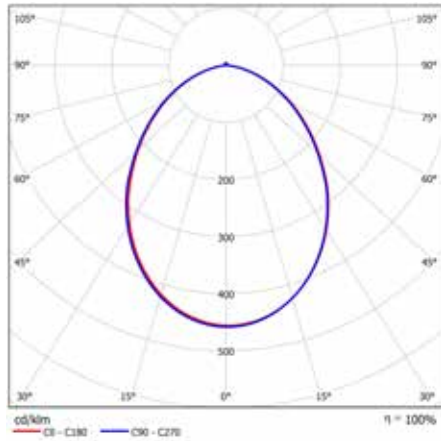


RECESSED DOWNLIGHTS

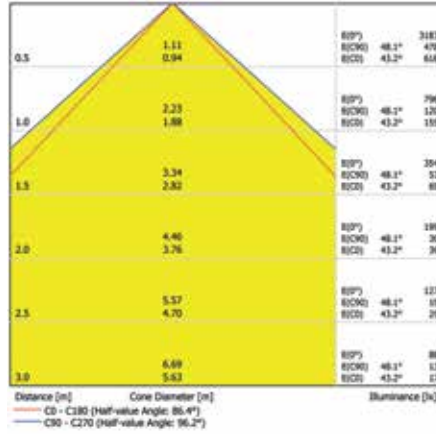
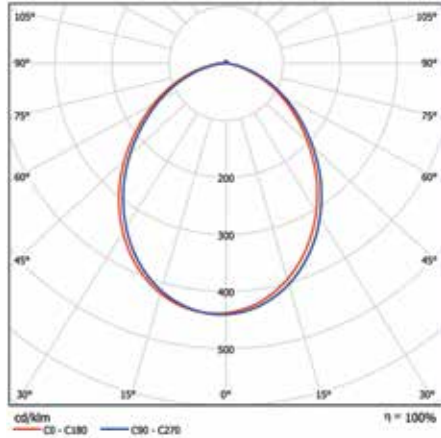
52444



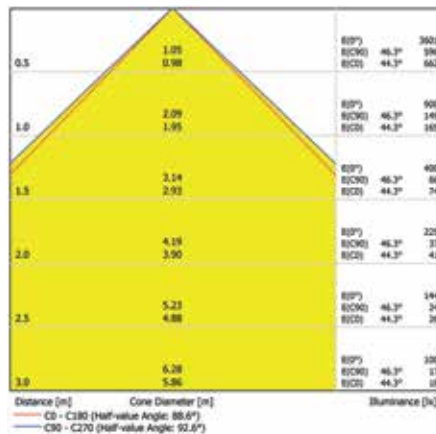
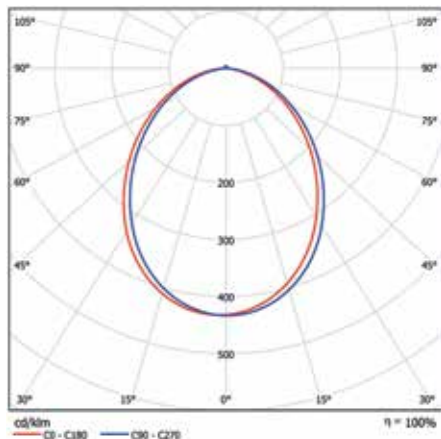
52445



52446

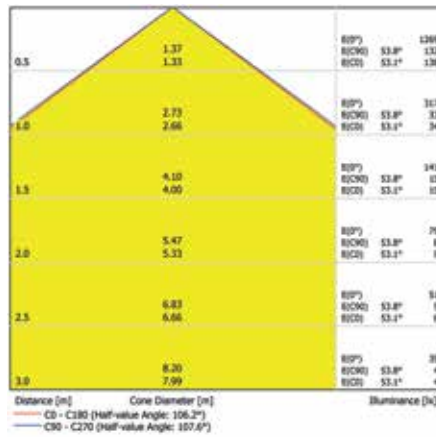
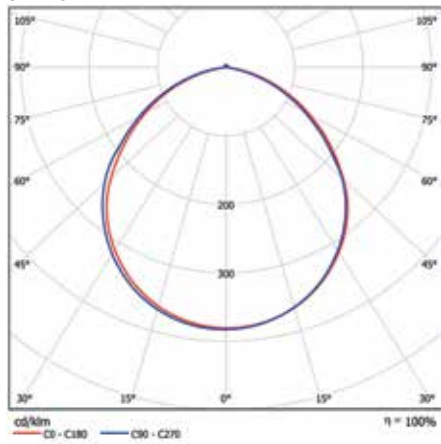


52447

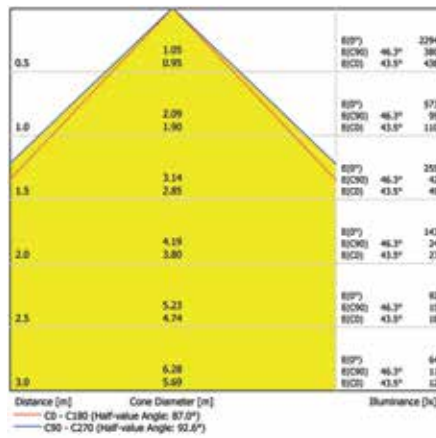
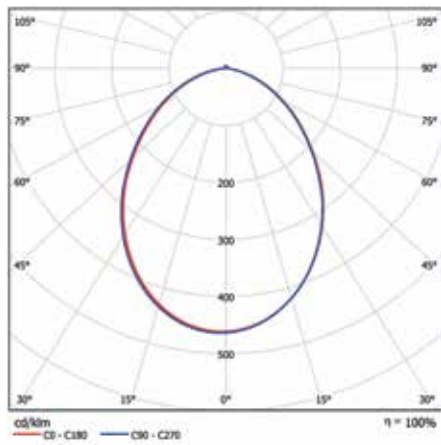


RECESSED DOWNLIGHTS

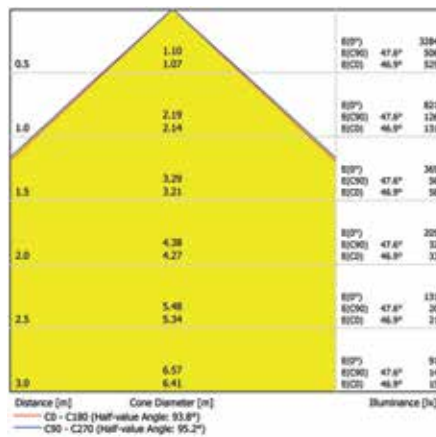
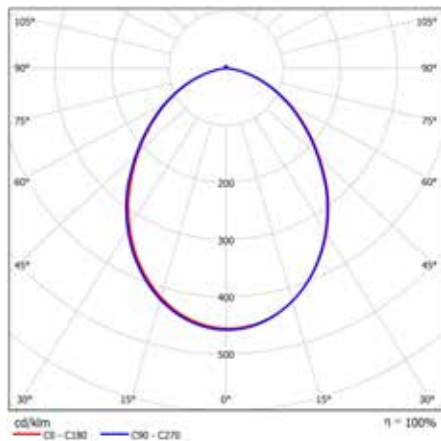
52448



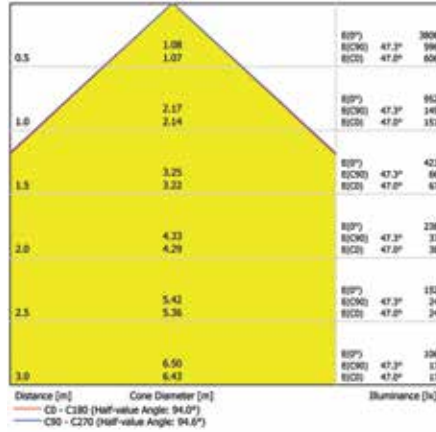
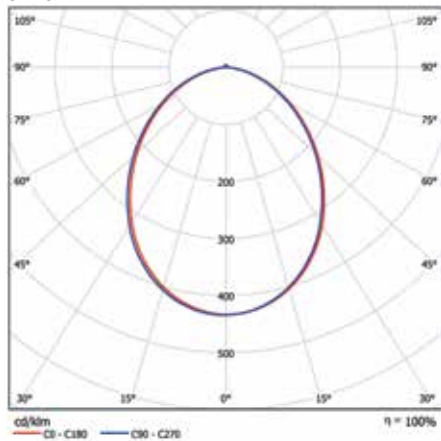
52449



52450

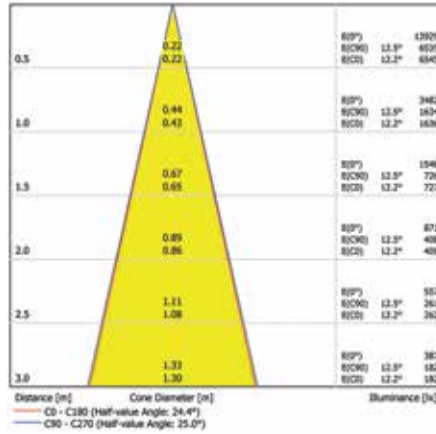
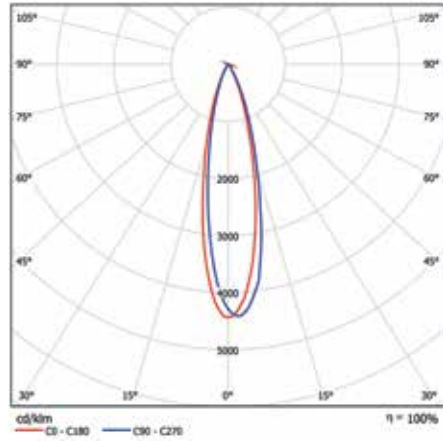


52451

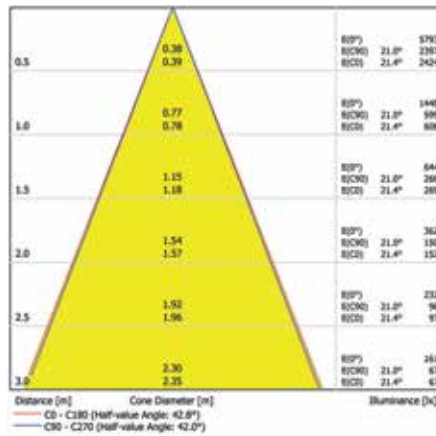
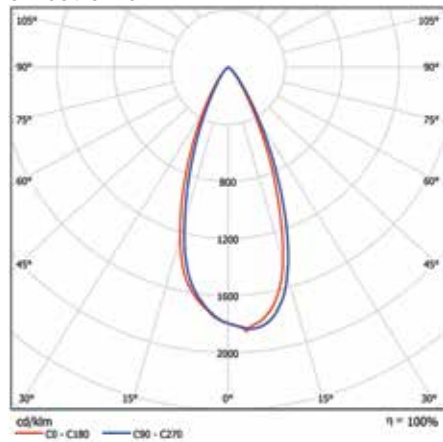


RECESSED SPOTLIGHTS

52404 / 52406

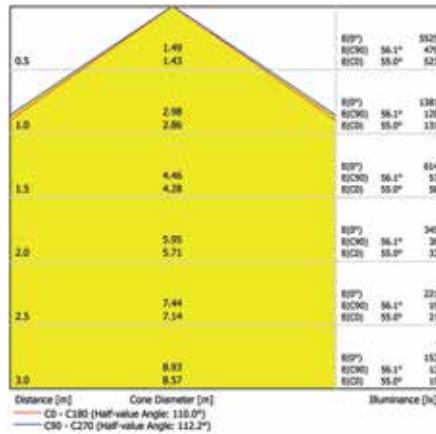
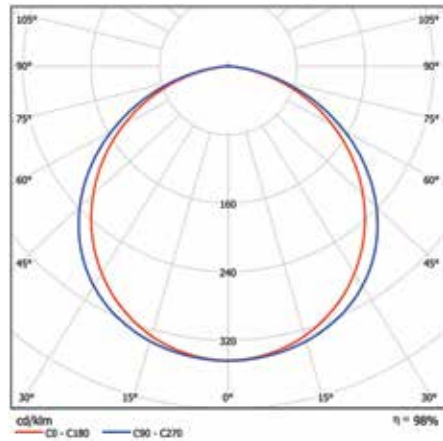


52405 / 52407

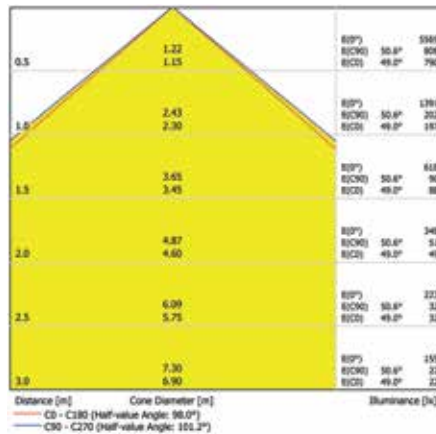
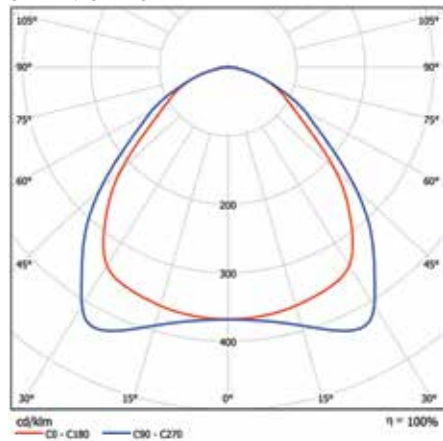


LED PANELS

52440 / 52442

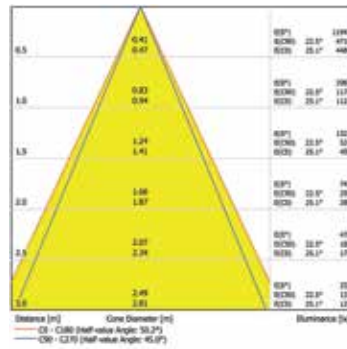



52441 / 52443

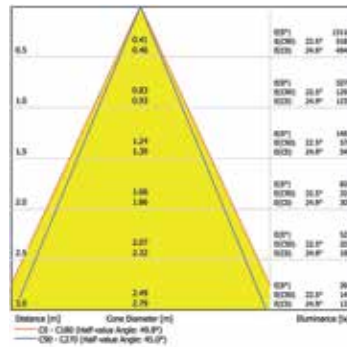
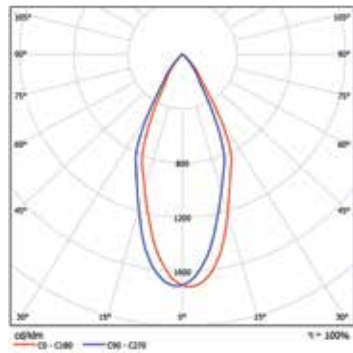


LED TRACK LIGHTS

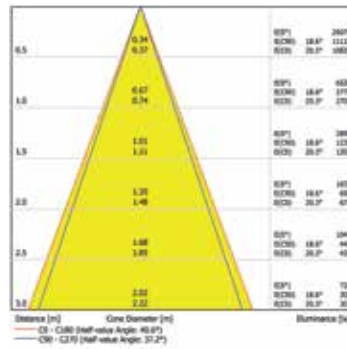
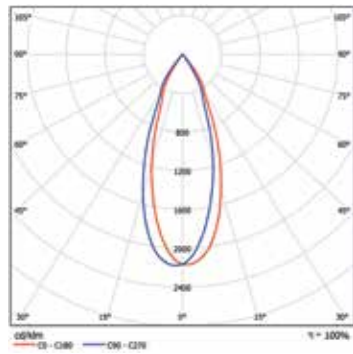
52436




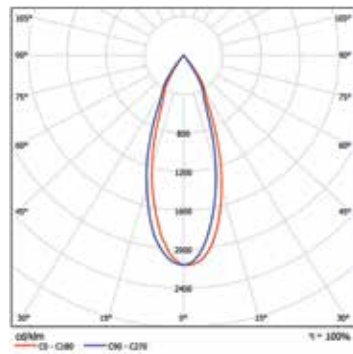
52437




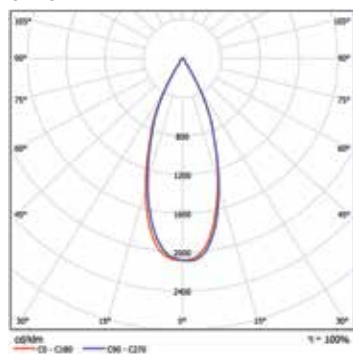
52438



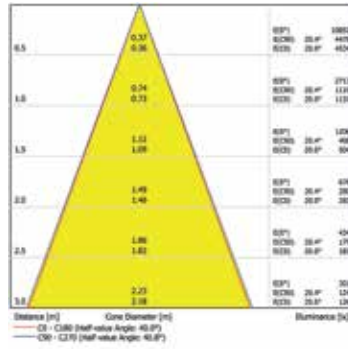
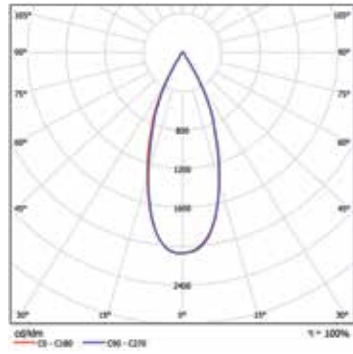
52439




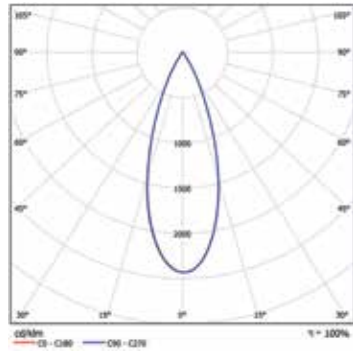
52452



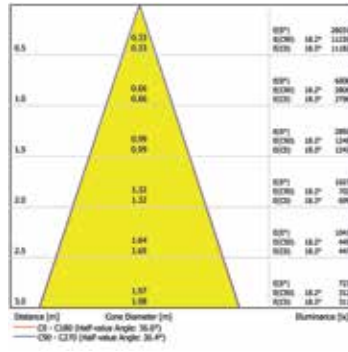
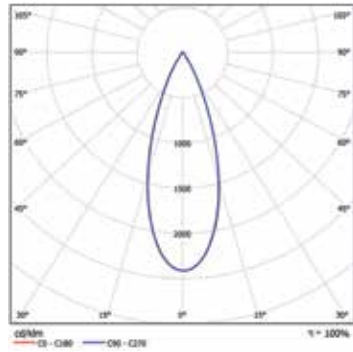
52453



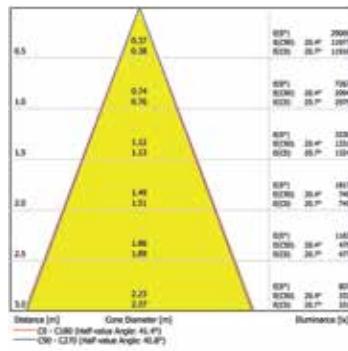
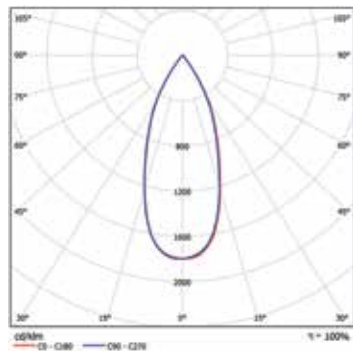
52454




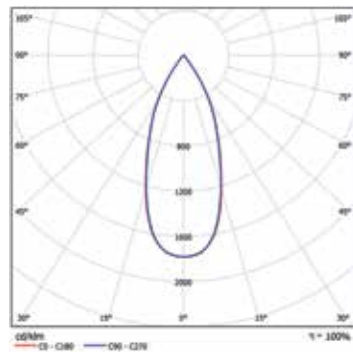
52455



52456



52457



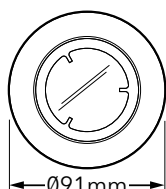
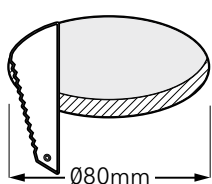


DOWNLIGHT FITTINGS

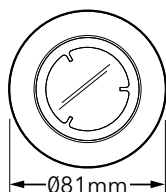
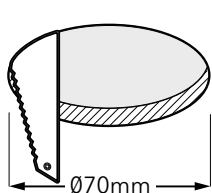
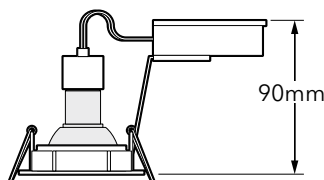
Verbatim downlight fittings are perfect for all Verbatim LED PAR16 GU10 lamps. They are available in packs which consist of a white or aluminium fixed ring plus a holding pin, a GU10 socket and an electrical connection box. Available in two different IP protection ratings, the IP23 rated version is suitable for general-purpose lighting while the IP44 version offers better water resistance making it ideal for lighting in bathrooms and other wet rooms.

APPLICATION

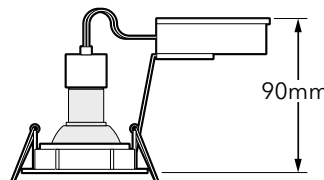
Economic solution for general lighting in corridors, offices, shops or in domestic households, in living rooms, kitchens, bedrooms or bathrooms.



52400 / 52401



52402 / 52403



PRODUCT NUMBER	SOCKET	TILTING ANGLE (°)	HEIGHT (mm)	INNER DIAMETER (mm)	OUTER DIAMETER (mm)	HOUSING COLOUR	PROTECTION CLASS	PRODUCT WEIGHT (g)	MOQ
52400	GU10	40	90	80	91	White	IP23	140	10
52401	GU10	40	90	80	91	Brushed Aluminium	IP23	140	10
52402	GU10	-	90	90	81	White	IP44	140	10
52403	GU10	-	90	90	81	Brushed Aluminium	IP44	140	10

Recommended for use with Verbatim LED PAR16 GU10 lamps - see page 12

12V LED-COMPATIBLE ELECTRONIC TRANSFORMER

A 12V LED-compatible electronic transformer offering high efficiency, greater than 95%. The transformer is dimmable with recommended dimmers. It possesses captured terminal screws and the converter has a long service life of over 50,000 hours.

APPLICATION

Suitable for domestic housing, office and shop use.



** specifications are subject to operating with halogen lamps*

TYPE	ELECTRONIC TRANSFORMER
Product number	52900
Primary voltage range	220-240 V
Frequency	50/60 Hz
Input current	0.29 A
Secondary voltage	11.5 VAC
Lamp wattage	Halogen: 0-70 W LED lamp: 0-45 W recommended
Efficiency	>95 %
Power factor	>0.99
Input capacitance	100 nF
Dimming	Leading and trailing edge dimmers
Dimensions L x W x H (mm)	113 x 44 x 28
Weight	80 g
MOQ	10

VELVE
OLED LIGHTING



Designed by Uchihara Creative Lighting Design Inc. Photo by Toshio Kaneko

VELVE OLED LIGHTING

OLEDs (Organic Light Emitting Diodes) promises a paradigm shift in lighting design which will have designers, planners and architects glowing with excitement. It is a highly-adaptable surface light source that distributes light evenly across its complete surface area which explains why it is suited to creating a sense of mood or to gently illuminate objects. The technology removes the design boundaries usually associated with conventional lighting. There is no flickering, no glare and no excessive heat emission.

Users of Verbatim's VELVE modules benefit from harmonious soft-light output, integrated calibration and an even distribution of light from panel to panel without hot spots, glare or uncomfortable intensity. VELVE is particularly suitable for use in retail and hospitality locations as well as bar, restaurant and disco venues.

VELVE is colour-tunable and offers adjustable colour creation and brightness to deliver more creative possibilities. In terms of white light, the

modules now use a red, yellow and blue (RYB) system to form brighter and more accurate colour mixing than was the case previously with its red, green, and blue (RGB) system.

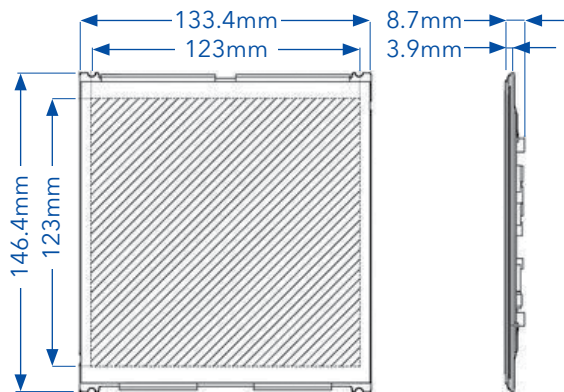

Verbatim is to introduce a new VELVE family in 2015 characterized by a new wet coating manufacturing method which significantly reduces costs. Wet coating is also an effective and reliable method for producing larger, better quality panels enabling breakthrough lighting applications to be developed. The newly introduced OLED panel module operates from 12V to 24V DC input, creates warm white lighting and performs 3,000 cd/m². Its electronic board with driving circuit is specially designed for non-complex integration with associated electronic control gears and further components, and for PWM dimming.

OLED

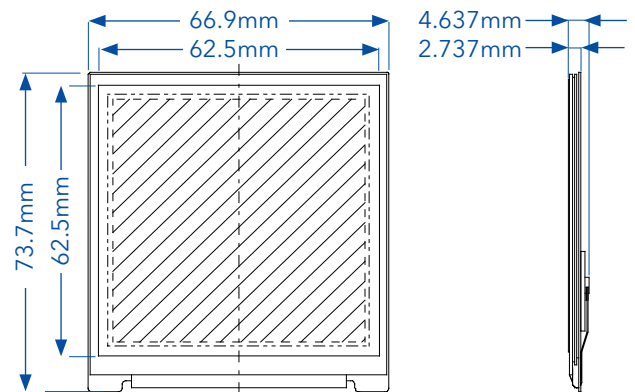
- Soft and rich colour saturation
- High light quality
- Low power consumption
- Easy to combine with new materials

KEY FEATURES

- Full colour tunable OLED Module
- 24V DC connection
- With integrated electronic board
- Including DMX512 & DALI interface
- Uniform light distribution by integrated calibration
- Dimmable



52800 / 52802



52805 / 52807

PRODUCT DESCRIPTION	Verbatim VELVE OLED Module 001	Verbatim VELVE OLED OLE-D1414-Y	Verbatim VELVE OLED OLE-D1414S-Y	Verbatim VELVE OLED OLE-D0707S-G	Verbatim VELVE OLED OLE-D0707S-Y
PRODUCT NUMBER	52800	52802	52803	52805	52807
COLOUR	RGB	RYB	RYB	RGB	RYB
LUMINOUS EFFICACY (@1K NITS)	31 lm/W	52 lm/W	49.6 lm/W	35 lm/W	49 lm/W
MAXIMUM LUMINANCE	1000 cd/m ²	2000 cd/m ²	2000 cd/m ²	1000 cd/m ²	2000 cd/m ²
COLOUR TEMPERATURE RANGE	1200K~6500K	1200K~6500K	1200K~6500K	1200K~6500K	1200K~6500K
MAXIMUM LUMINOUS FLUX	48 lm	90 lm	89 lm	10 lm	19 lm
CRI	Ra 84	Ra 87	Ra 87	Ra 84	Ra 87
CHROMATICITY COORDINATES	(0.43-0.40)	(0.43-0.40)	(0.43-0.40)	(0.43 - 0.40)	(0.43 - 0.40)
OPERATING TEMP. RANGE	-20°C ~ +40°C	-20°C ~ +40°C	-20°C ~ +40°C	-20°C ~ +40°C	-20°C ~ +40°C
STORAGE TEMP. RANGE	-20°C ~ +60°C	-20°C ~ +60°C	-20°C ~ +60°C	-20°C ~ +60°C	-20°C ~ +60°C
OPERATING LIFETIME (1K NITS)	(LT70) 8000h (LT50) 20000h	(LT70) 8000h (LT50) 20000h	(LT70) 8000h (LT50) 20000h	(LT70) 8000h (LT50) 20000h	(LT70) 8000h (LT50) 20000h
DIMENSION L x W x H (MM)	146.4 x 133.4 x 8.7	146.4 x 133.4 x 8.7	146.4 x 133.4 x 5.3	73.7 x 66.9 x 4.6	73.7 x 66.9 x 4.6
LIGHTING AREA (MM)	123.1 x 123.1	123.1 x 123.1	123.1 x 123.1	56.1mm x 56.1	56.1mm x 56.1
WEIGHT (g)	192	193	138	26	26
RATED VOLTAGE	DC 24 V	DC 24 V	DC 24 V	DC 24 V	DC 24 V
RATED POWER	3.9 W	6.5 W	6.5 W	1.2 W	1.7 W
INTERFACE	DMX512-A/DALI	DMX512-A/DALI	DMX512-A/DALI	DMX512-A/DALI	DMX512-A/DALI

GUIDE TO VERBATIM LED PACKAGING

HOME RANGE

A range of attractive LED lamps for the home designed to be sold through retail outlets.



PACKAGING FEATURES

- Integrated RF chip to protect against theft
- Clear blister design makes whole product visible
- Hangs on euro hook or stands free on the shelf
- Compact design with easy to understand messaging for end users

PERFORMANCE RANGE

LED lamps for the professional installer with a wide range of beam angles and colour temperatures to suit all applications.



PACKAGING FEATURES

- Simple structure ideal for wholesale and project use
- Easy to open for mass installations
- Compact design saves cost and space
- Quick and easy to understand technical specifications

LUMINAIRES

Luminaires for the professional installer suitable for a broad range of lighting applications spanning from hotels and restaurants to offices, retail stores and warehouses.



PACKAGING FEATURES

- Includes all key technical specifications
- Simple structure, ideal for wholesale and project use
- Easy to open for mass installations

MARKETING TOOLS



Single tray free standing display unit (consumer range)
 Part number: 68774
The part number is for the display unit only. The crowner must be ordered separately.



3-tray free standing display unit (consumer range)
 Part number: 68776
The part number is for the display unit only. The crowner must be ordered separately.



Crowner (consumer range)
 English crowner - part number: 68777
 German crowner - part number: 68775
 Italian crowner - part number: 68778
 Dutch crowner - part number: 68779
 French crowner - part number: 68794
 Swedish crowner - part number: 68813
 Polish crowner - part number: 68826

Demo case
 Part number: 68722



3-tray free standing display unit (professional range)
 Part number: 68788
The part number is for the display unit only. The crowner must be ordered separately.



Crowner (professional range)
 English crowner - part number: 68791
 French crowner - part number: 68789



Demo Display Box
 Available on request.



Metal Counter Display without crowner
 Part number: 68772
The part number is for the display unit only. The crowner must be ordered separately.
 German crowner - part number: 68773

Light bar
 Part number: 68807
 Crowner - part number: 68808



Light bar
 Available in 1m and 1.25m / 70° and 90° on request.



MITSUBISHI LIGHTING MATERIAL HISTORY

DEVELOPMENT MILESTONES

- 1950 Phosphor for black & white CRT-TV.
- 1961 Phosphor for colour CRT-TV.
- 1967 Phosphor for fluorescent tubes.
- 1971 GF (Gradient Freeze) GaAs wafer for LED & LD.
GaAsP epitaxial wafer by HVPE for LED.
- 1976 High contrast phosphor for colour CRT-TV.
- 1980 GaAs & GaAlAs epitaxial wafer by LPE for LED.
- 1982 LEC GaAs wafer for high speed electronic device & LED.
- 1990 Natural colour phosphor for lighting.
Phosphor for PDP-TV.
- 1993 780nm LD epitaxial wafer, chips for storage media.
- 1997 VGF GaAs wafer for LED & LD.
- 1998 980nm LD module for submarine communication.
GaP epitaxial wafer by LPE for LED.
- 2005 Nitride red phosphor for white LED (world's first commercialisation).
- 2006 Encapsulation material for LED.
- 2008 GaN wafer by HVPE.
- 2009 Encapsulation material S-grade for LED.
Start of manufacturing & sales of violet chip LEDs.
- 2010 Alliance with Pioneer on OLED lighting business.
- 2011 Nitride yellow phosphor for white LED (world's first commercialisation).
Colour tunable OLED (world's first commercialisation).
- 2012 Installed SCAAT™ large reactor.
Developed VxRGB white LED package for lighting.
- 2013 LED lamp using GaN on GaN technology.
Establishment of MC Pioneer OLED Corporation, joint venture between MCC and Pioneer.
- 2014 Launch of OLED panel production by wet coating process.

Verbatim - Denmark, Norway, Sweden, Finland & Iceland

Tobaksvejen 25, 2860 Søborg
Denmark
T: +45 7022 6323
F: +45 4590 7088
E: info.nordic@verbatim-europe.com

Verbatim - France & Portugal

Immeuble Hermes, 20 rue Jacques Daguerre, 92565
Rueil-Malmaison Cedex
France
T: +33 (0) 1 47 16 94 20
F: +33 (0) 1 47 16 15 00
E: info.france@verbatim-europe.com /
<http://facebook.com/VerbatimFrance>

Verbatim - Germany, Austria, Switzerland & Central/East Europe

Düsseldorfer Str. 13, D - 65760 Eschborn, **Germany**
T: +49 (0) 6196 900 10
F: +49 (0) 6196 900 120
E: info.germany@verbatim-europe.com /
E: info.central-east@verbatim-europe.com
<http://facebook.com/VerbatimDeutschland>

Verbatim - Italy, Cyprus, Greece & Malta

Via Roma 108 , 20060 Cassina de' Pecchi MI, **Italy**
T: +39 02 9530 1115
F: +39 02 9530 0449
E: info.italy@verbatim-europe.com
<http://facebook.com/VerbatimItalia>

Московское представительство, Verbatim – Russia, Commonwealth of Independent States

Бизнес центр Golden Gate,
бульвар Энтузиастов, 2 109544
Москва
T: +7 (495) 213 1980
F: +7 (495) 213 1978
E: info.east@verbatim-europe.com
<http://www.facebook.com/VerbatimRussia>

Verbatim - The Netherlands, Belgium & Luxembourg

Laan van Zuid Hoorn 14, 2289 DE Rijswijk,
The Netherlands
T: +31 (0)70 336 76 00
F: +31 (0)70 336 76 11
E: info.nl@verbatim-europe.com

Verbatim - Africa, Middle East & Turkey

First Floor, Building 4, Pinewood Office Park,
33 Riley Road, Woodmead,
South Africa
T: +27 (0) 11 253 4940
F: +27 (0)11 234 3626
E: info.sa@verbatim-europe.com
<http://www.facebook.com/VerbatimSouthAfrica>
<http://www.facebook.com/VerbatimTurkiye>

Verbatim - United Kingdom, Ireland & Israel (EMEA Head Office)

Prestige House, 23-26 High Street, Egham, Surrey
TW20 9DU,
United Kingdom
T: +44 (0) 1784 439 781
F: +44 (0) 1784 471 337
E: info.uk@verbatim-europe.com
<http://facebook.com/VerbatimEurope>

CREATED MAY 2015



www.verbatim.com

• EUROPE/ MIDDLE EAST/ AFRICA: Verbatim Ltd, Prestige House, 23- 26 High Street, Egham, Surrey, TW20 9DU, UK
• AMERICAS: USA Verbatim Americas LLC, Charlotte, NC
• AUSTRALIA/ NEW ZEALAND: Verbatim Australia Pty Ltd, Unit 6, 450 Princes Highway, Noble Park, Victoria, 3174 Australia
Tel: +61 3 9790 8999 Fax: +61 3 9790 8955 Email: support@verbatim.com.au

68796-110/GB/12500/0515

銷售公司：香港威實有限公司
公司地址：香港九龍尖沙咀東部加連威老道92號幸福中心1101-02室
銷售公司：台灣威實國際貿易股份有限公司
公司地址：臺北市基隆路二段166號4樓
聯絡電話：02-23771698
銷售公司：威實國際貿易(深圳)有限公司
公司地址：深圳市福田區泰然九路海松大廈A座1105室

"VERBATIM" and  logo are the trademarks of Mitsubishi Kagaku Media Co., Ltd. registered in EU and other countries.

 **Verbatim**[®]
Technology you can trust

THE KAITEKI COMPANY Mitsubishi Chemical Holdings Group